



INSTRUCTIONS D'ASSEMBLAGE
ASSEMBLY INSTRUCTIONS

MONARCH
SPECIALTIES INC.

I 1433

BANC -
42"L / GRIS / SIEGE TISSU GRIS FONCE

BENCH -
42"L / WASHED GREY / DARK GREY FABRIC

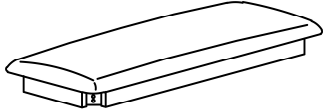



**POUR DE L'ASSISTANCE OU POUR COMMANDER
DES PIÈCES CONTACTEZ NOTRE DÉPARTEMENT
DE SERVICE À LA CLIENTÈLE.**

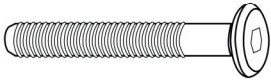

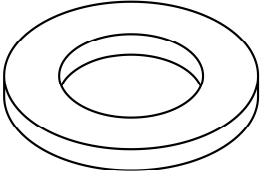
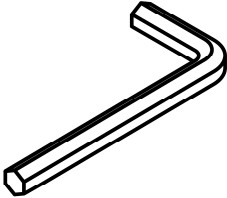
**FOR ASSISTANCE OR TO ORDER PARTS
CONTACT OUR CUSTOMER SERVICE DEPARTMENT**

WWW.MONARCHSERVICE.COM

LISTE DES PIÈCES
PARTS LIST

PIÈCE / PART #	IMAGE	DESCRIPTION	QTY / QTÉ
1		SEAT SIÈGE	1
2		LEG PATTE	4

LISTE DES PIÈCES DE MONTAGE
HARDWARE LIST

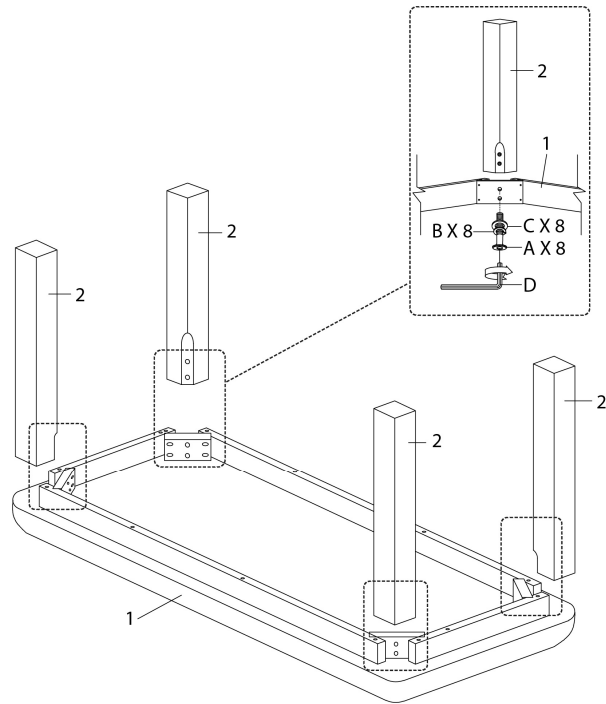
PIÈCE / PART #	IMAGE	DESCRIPTION	QTY / QTÉ
A		<p align="center">ASSEMBLING BOLT - 3/8" X 2 3/8" BOULON D'ASSEMBLAGE - 3/8" X 2 3/8"</p>	8
B		<p align="center">LOCK WASHER - 3/8" ENTRETOISE DE MÉTAL - 3/8"</p>	8
C		<p align="center">METAL WASHER - 3/8" RONDELLE DE MÉTAL - 3/8"</p>	8
D		<p align="center">HEX KEY CLÉ HEXAGONALE</p>	1



OUTIL DE VÉRIFICATION DE DIMENSIONS DES PIÈCES
HARDWARE DIMENSIONS VERIFICATION TOOL



ÉTAPE / STEP 1



ÉTAPE / STEP 2

